



Recreational Pilot e-zine

Issue 52
November 2011

From the RAAZ office

AGM 2011 Notice

The RAAZ AGM is to be held at **Rangiora Airfield, November 19/20**, hosted by the CRAC guys.
See notice at the end of this e-zine.

Airworthiness Directives

Airworthiness Directive – Dyn Aero MCR-01 Series Aeroplanes

This AD is prompted by a report from the DGAC of two overseas MCR Sportster accidents. In both incidents the leading screw and carriage of the flaperon system was found with abnormal wear. This AD introduces repetitive inspections of the flaperon control system to detect leading screw and carriage wear which could result in loss of aileron control. The accident investigation is still in progress and further AD action is likely.

DCA/MICRO/16 Flaperon Control System – Inspection and Replacement

Applicability: Model Dyn Aero MCR-01, MCR-01 Club and MCR-01 ULC aircraft, all S/N.

Requirement: To prevent aileron control failure due to possible abnormal wear of the flaperon system leading screw and carriage which could result in loss of aircraft control, accomplish the following:

- Disassemble and inspect the flaperon control system leading screw and carriage per the instructions in Dyn'Aero Service Bulletin No. 20 F 0010 dated 30 June 2000.
- In addition to the instructions in SB No. 20 F 0010, accomplish the following:
- Bronze bush condition inspection:
 - With the aid of a new M6 bolt, turn the bolt into the bronze bush. Turn the bolt 5 turns in one direction and 5 turns in the other direction to determine if there is any axial play, radial play or backlash between the bronze bush and the bolt.
- Leading screw thread inspection:
 - With the aid of a new H nut, turn the nut along the complete length of the screw to determine if there is any axial play, radial play or backlash between the leading screw and the nut.
- Leading screw straightness inspection:
 - Roll the screw on a flat surface to determine straightness. If the screw is bent, or if any axial play, radial play or backlash is found, or if corrosion or mechanical damage (tool impact marks and scratches) in the screw is found, or if material transfer between the screw and the bronze bush is found, replace the affected leading screw and carriage before further flight.

Note 1: A copy of Dyn'Aero Service Bulletin No. 20 F 0010 dated 30 June 2000 can be obtained from <http://www.s313492006.onlinehome.fr/dynaerosaliens/index.php>

Note 2: If any defects are found report the findings to Dyn'Aero. (DGAC AD UF-2011-003 refers)

Compliance: Before further flight and thereafter at intervals not to exceed 100 hours TIS or six months whichever occurs sooner.

Effective Date: 17 October 2011

What's on

Matamata fly-in and BBQ

Sunday 20 November.

See attached poster.

Parakai Guy Fawkes fly-in

If you haven't been flying lately then here's your chance to get some practice in before the 'Silly Season' begins. This will be a low key casual and informal flyin to enable everyone to have the opportunity to catch up with one another.

If you time things right and land anytime between 10.30am and 11.30am your landing will be observed and the one who lands closest to the mark will win the Spot Landing competition. (It's only the final landing after the last bounce that counts.)

The BBQ Sausage Sizzle will start sometime between noon and 12.30 with tea and coffee available anytime from 10am onwards. (A gold coin donation towards expenses would be appreciated.)

There should be a nice gentle breeze of up to 10 knots blowing right down the runway. I'm not going to say in which direction so you will just have to keep your eyes open and look, and/or monitor the radio.

If the weather unexpectedly turns unpleasant then Sunday will be rain day. Cancellation is unlikely but you will be informed should it be deemed necessary. Thursday should determine the final decision and a follow up email will let you know if there have been any changes.


Please remember to pay your \$5 landing fee on the day otherwise you will be billed the full rate by mail later.

The new tower at Parakai is something to behold. It's worth coming over just to take a peek. Even though it is still just a shell at the moment, it is pretty impressive.

See you there.

Membership changes

Fullname	Clubname	Certificate	Contactreason
Alan Murgatroyd	Bay of Islands Aero Club	Senior Flight Instructor	ATO
Gary Boulton	Canterbury Recreational Aircraft Club	Advanced National	Upgrade
Douglas Yarrall	Wairarapa Ruahine Aero Club	Senior Flight Instructor	ATO
Taco Kistemaker	Bay of Islands Aero Club	Advanced National	Upgrade
Wendy Milne	Central Hawkes Bay Aero Club	Advanced National	Upgrade
Michael Tunney	Nelson Microlight Club	Novice	FRTO
John Plunkett	Fiordland Aero Club	Novice	Exam
Simon Wakeling	Motueka Recreational Flying Club	Advanced National	Joined
Janek Rueschendorf	Bay of Islands Aero Club	Advanced Local	Upgrade
Benjamin Beadle	Fiordland Aero Club	Novice	Joined
David Scobie	Southern Recreational Aircraft Club	Novice	Joined
Monika Hunt	Kaitaia Aero Club	Novice	Joined
Johannes Mattheus	Kaitaia Aero Club	Novice	Joined
Michael Crymble	Kaitaia Aero Club	Novice	Joined
Walter Greil	Bay of Islands Aero Club	Novice	Joined



Matamata Fly-In and BBQ

Sunday, 20 November 2011, BBQ lunch from 12:00 noon.

We invite you to our annual Matamata Aerodrome Mini Fly-In and BBQ lunch.

Land on our smooth and weather proven 1089 x 137 m grass runway.

If you wish to stay overnight campsites and cabins are available.

For further information contact Anna on 021 910 185 or Rainer on 021 234 1816 or email MatamataAeroClub@xnet.co.nz.





RAANZ
PO Box 15-016, Dinsdale 3243, Hamilton
07 825 2800
office@raanz.org.nz

NOTICE AGM 2011

**RAANZ AGM 2011 will be held
Saturday 19th November 2011
11:00am
Canterbury Recreational Aircraft Club
Rangiora Airfield, Merton Rd, Rangiora, North Canterbury**

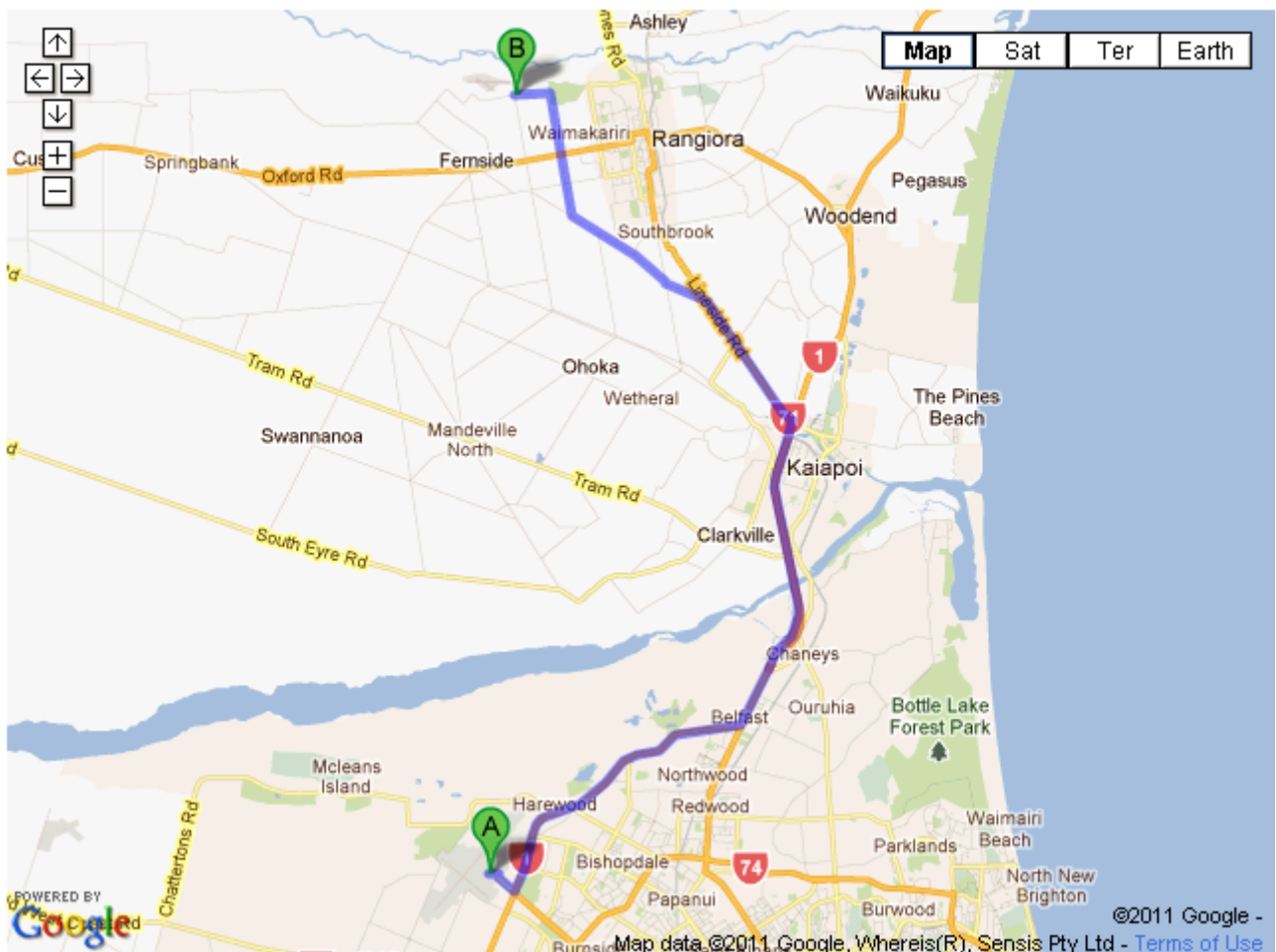
CRAC will be hosting the AGM with associated activities to make it a weekend fly-in event-

- Saturday am- arrivals, AGM
- Saturday pm- lunch, local fly-away, BBQ tea
- Sunday am- local fly-away, departures

Gold coin donations to cover meals.

Accommodation your care- camping and facilities available on-field.

AGM papers (remit, nomination, proxy forms) are available from the RAANZ website www.raanz.org.nz

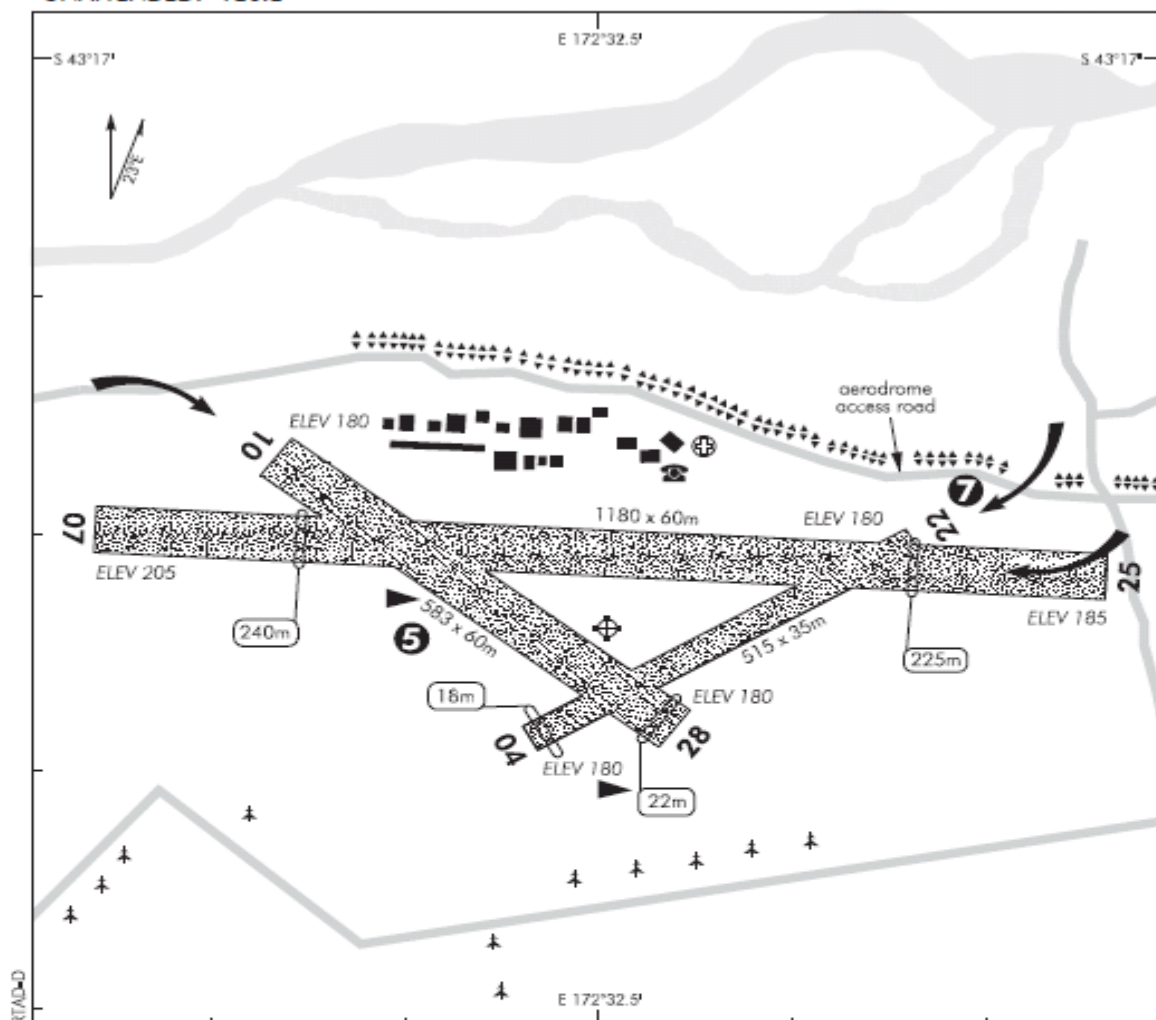


ELEV 180

NZRT

UNATTENDED: 120.2

NON-CERTIFICATED

**RANGIORA
AERODROME**

Changes from 19 NOV 09: Item 4 editorial.

1. Circuit: RWY 04, 07, 28 — Left hand
RWY 10, 22, 25 — Right hand
2. Low speed microlight aircraft should circuit at 500ft AGL.
3. Turn left after landing.
4. Some patches of loose stones on movement areas.
5. Helicopter hover training area.
6. Standard overhead rejoin required.
7. RWY 04/22 not available when road traffic is using aerodrome access road.
8. **CAUTION:** Two private airfields in close proximity 1.8NM SW, Fernside Fields (circuits to the north), Barradale (circuits to the south).
9. Helicopters may join and depart at low level but must come to a stationary hover to check for traffic prior to crossing active vector.

S 43 17 24 E 172 32 30*

Effective: 28 JUL 11

© Civil Aviation Authority

**RANGIORA
AERODROME**